

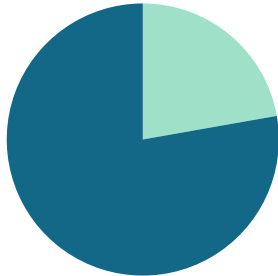
March 2026

Area Delimited by Sub Areas GORU - East Highway 1, GORU - South Hwy 95, GORU - West & North Highway 1; Division Kootenay - Single Family - Detached Sub Type

MARKET SUMMARY

Report produced on Apr 15, 2026 for Amber Granter

INVENTORY



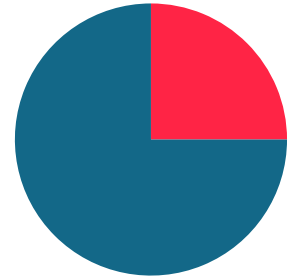
Inventory

- New Listings
2 = 22.22%
- Start Inventory
7
- Total Inventory Units
9
- Volume
\$8,718,000

Market Activity

- Sold Listings
0 = 0.00%
- Other Off Market
2 = 25.00%
- Active Inventory
6 = 75.00%

MARKET ACTIVITY



Compared Metrics	March			Year to Date		
	2025	2026	+/-%	2025	2026	+/-%
Sold Listings	1	0	-100.00%	1	0	-100.00%
New Listings	2	2	0.00%	4	4	0.00%
Average List Price	748,900	0	-100.00%	748,900	0	-100.00%
Average Sale Price	714,000	0	-100.00%	714,000	0	-100.00%
Average Percent of Selling Price to List Price	95.34%	0.00%	-100.00%	95.34%	0.00%	-100.00%
Average Days on Market to Sale	36.00	0.00	-100.00%	36.00	0.00	-100.00%
Monthly Inventory	4	6	50.00%	4	6	50.00%
Months Supply of Inventory	9.60	18.00	87.50%	9.60	18.00	87.50%


Absorption: Last 12 months, an Average of 0 Sales/Month

Inventory on March 31, 2026 = 6

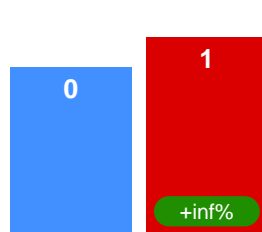
2025 2026

MARCH MARKET

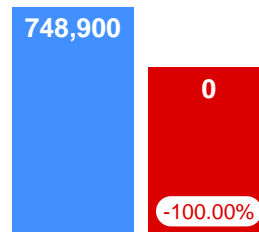
New Listings



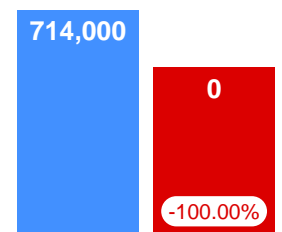
Pending Listings



List Price

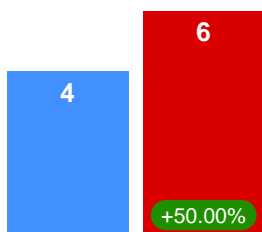


Sale Price

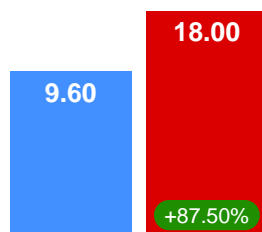


INVENTORY

Active Inventory

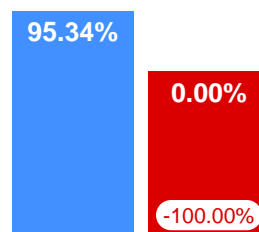


Monthly Supply of Inventory

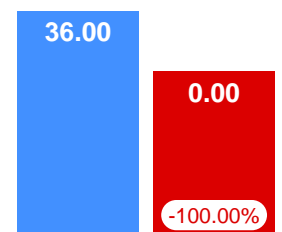


AVERAGE SOLD/LIST RATIO & DOM

Sale/List Ratio



Days on Market



Contact: Amber Granter

Phone: 236-304-4955

Email: amber@mountaintownliving.ca