

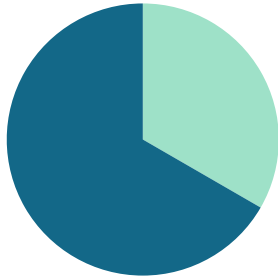
March 2026

Area Delimited by Sub Area Of GO - Golden; Division Kootenay - Single Family - Detached Sub Type

MARKET SUMMARY

Report produced on Apr 15, 2026 for Amber Granter

INVENTORY



Inventory

New Listings
4 = 33.33%

Start Inventory
8

Total Inventory Units
12

Volume
\$13,976,800

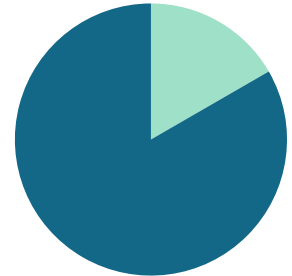
Market Activity

Sold Listings
2 = 16.67%

Other Off Market
0 = 0.00%

Active Inventory
10 = 83.33%

MARKET ACTIVITY



Compared Metrics	March			Year to Date		
	2025	2026	+/-%	2025	2026	+/-%
Sold Listings	4	2	-50.00%	8	7	-12.50%
New Listings	6	4	-33.33%	18	9	-50.00%
Average List Price	805,725	942,000	16.91%	834,738	970,143	16.22%
Average Sale Price	768,750	918,750	19.51%	780,000	909,071	16.55%
Average Percent of Selling Price to List Price	95.71%	98.12%	2.52%	93.80%	93.72%	-0.09%
Average Days on Market to Sale	34.50	43.00	24.64%	79.63	122.29	53.58%
Monthly Inventory	16	10	-37.50%	16	10	-37.50%
Months Supply of Inventory	7.38	4.00	-45.83%	7.38	4.00	-45.83%

Absorption: Last 12 months, an Average of 3 Sales/Month

Inventory on March 31, 2026 = 10

2025 2026

MARCH MARKET

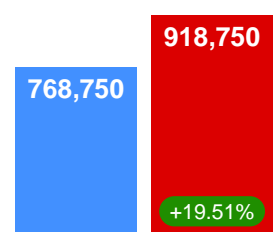
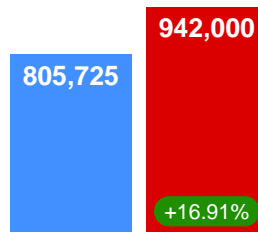
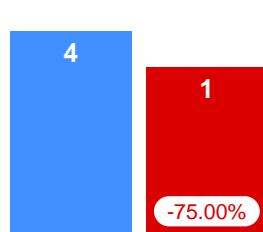
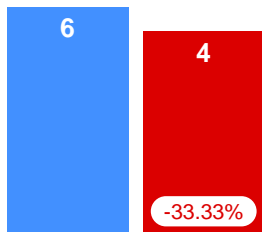
AVERAGE PRICES

New Listings

Pending Listings

List Price

Sale Price



INVENTORY

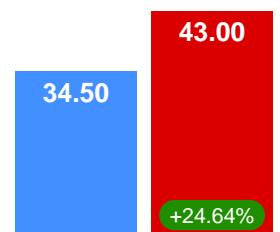
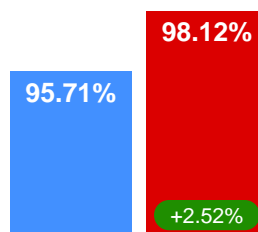
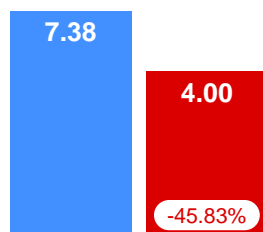
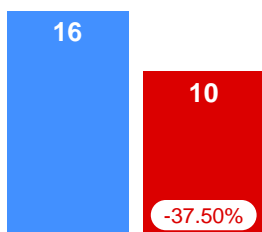
AVERAGE SOLD/LIST RATIO & DOM

Active Inventory

Monthly Supply of Inventory

Sale/List Ratio

Days on Market



Contact: Amber Granter

Phone: 236-304-4955

Email: amber@mountaintownliving.ca